

IMPERIA

FIT & FINISH SPECIFICATIONS

THE BUILDING

- Built by Truman - Customer Choice Award Winner for highest satisfaction
- Peace of mind provided through our comprehensive warranty program: 1 Year on Workmanship & Materials, 2 Year Warranty of Delivery & Distribution, Systems, 5 Year Building Envelope Coverage, and a 10 Year Structural Warranty
- Concrete construction building with three high speed elevators and a spacious grand entrance lobby
- Energy efficient building design including mechanical and distribution systems
- Built-in smoke/heat detectors and in-suite water sprinkler system
- Individual suite utility metering for maximum energy savings, coupled with individual thermostat for temperature control
- Painted, secured, and heated underground parkade
- Intercom and security monitoring system in lobby




IMPERIA

FIT & FINISH SPECIFICATIONS

THE SUITES

- Beautifully appointed interiors by our award-winning interior design team with a choice of 2 timeless interior color schemes
- Approximately 9ft ceilings throughout suite (excluding dropped areas required for mechanical, plumbing and/or electrical)
- Energy efficient aluminum framed windows and oversize doors/patio sliders (as per plan)
- **Air-conditioned suites** with smart Universe **WiFi enabled thermostat** control
- **Roller shade window coverings** throughout
- Custom designed solid core entry door and custom printed address plate
- A choice of 2 high quality hard surface **LVP flooring options** with acoustic underlay throughout all living areas
- In-suite technology featuring integrated wiring panel
- **Smart Plug USB plug** jack connection, and TV / Telephone connections in principal area
- Convenient in-suite Energy Star® front-load stacking washer and dryer centre, vented to the exterior with quick water shut off valve
- Brilliant lighting with custom made **LED contemporary light fixtures** and pot lights throughout
- Smooth panel doors with levered anti-scuff door hardware throughout
- Modern sleek line painted baseboards, door frames and casings
- Ample closet and storage shelving (as per plan)



IMPERIA

FIT & FINISH SPECIFICATIONS

THE KITCHENS

- Floor to ceiling ergonomic TRUspace® contemporary kitchen cabinetry featuring premium finishes, accented by soft close door and drawer hardware and integrated storage
- Polished hard surface quartz eased edge countertops
- Stainless steel undermount sink with industrial high arc pull out single lever faucet
- Contemporary full height quartz backsplashes
- Custom made brushed metal cabinet door hardware
- Versatile easy access cutlery drawer
- Deep drawer for pots and pan
- High end energy saving appliance package including integrated panelled dishwasher & refrigerator, gas range, front-load washer & dryer (*as per plan*)



THE BATHROOMS

- Polished hard surface quartz eased edge countertops
- Modern square edge tubs with sloping lumbar support accented by contemporary tiles, creating a luxe spa atmosphere
- TRUspace® integrated storage cabinetry
- TRUspace® vanity design with maximum storage in mind
- Porcelain top mount sink
- Matching bathroom hardware and accessories
- Environmentally conscious fixtures, shower heads, and toilets
- Safety and pressure-balancing mixing valves for tub and showers
- 10mil glass shower door (*as per plan*)



IMPERIA

FIT & FINISH SPECIFICATIONS



HARDWARE

ALL SUITES

1. Door Style

Lincoln Park

2. Door Hardware

1948 Square Rose Lever
(chrome)

3. Base Finishing

Baseboard & Casing

4. Bath Hardware

1948 Square Paper & Towel Bar
(chrome)

5. Sink Faucet

Delta Trinsic - Bath (chrome)
Delta Trinsic - Kitchen (chrome)

6. Bath Fixtures

Delta Trinsic (chrome)



IMPERIA

FIT & FINISH SPECIFICATIONS

APPLIANCES

I BEDROOM SUITES

1. Refrigerator

Fisher & Paykel - 24" Built-in panel ready
with internal ice & water
Model #RS2484WLUK

2. Gas Range

Fisher & Paykel - 24" gas range & cooktop
Model #OR24SDMBGX

3. OTR Microwave

Whirlpool - 2.1 cu.ft. Over-the-Range
Model #YWMH54521JZ

4. Dishwasher

Fisher & Paykel - 24" Built-in panel ready
Model #DW24U211

5. Washer & Dryer

Whirlpool - Front-Load Washer & Dryer
Model# YWED5620HW
Model# WFW560CHW



IMPERIA

FIT & FINISH SPECIFICATIONS

APPLIANCES

2 BEDROOM SUITES

1. Refrigerator

Fisher & Paykel - 36" Built-in panel ready
French door with bottom freezer
Model #RS36A72JIN

2. Gas Range

Fisher & Paykel - 30" gas range & cooktop
Model #OR30s

3. Range Hood


Elica - 28" Palermo
Model #EPR628S1

4. Dishwasher

Fisher & Paykel - 24" Built-in panel ready
Model #DW24U211

5. Washer & Dryer

Whirlpool - Front-Load Washer & Dryer
Model# WFW6620HC
Model# WGD6620HC



IMPERIA

CHOOSE YOUR
COLOUR PALETTE

L.A. COLOUR

Flooring

1. LVP – Divine Quest Willow XL
2. LVT – Divine Passage Cleopatra
(laundry / bathrooms)

Tile Backsplash

3. White Subway Tile (kitchen/bathroom)

Countertops

4. Quartz – GS Alaska Bianca White
(kitchen / bathrooms)

Cabinetry

5. White - Chill (H56) (kitchen)

Paint

6. Architectural White C2 – 516
(walls / trim)

N.Y. COLOUR

Flooring

1. LVP – Divine Quest Freshman
2. LVT – Divine Passage Cleopatra
(laundry / bathrooms)

Tile Backsplash

3. White Subway Tile (kitchen/bathroom)

Countertops


4. Quartz – GS Alaska Bianca White
(kitchen / bathrooms)

Cabinetry

5. Grey - Haze (H57) (kitchen)

Paint

6. Architectural White C2 – 516 (trim)
7. Spray River 1048W (walls)



SELECTION:
(Type NY or LA)

IMPERIA

FIT & FINISH SPECIFICATIONS

AMENITIES

1. Outdoor Patio

Bench & Seating Area

2. BBQ Lounge

BBQ & Outdoor Seating

3. Exercise Room

Gym & Climbing Wall

4. Outdoor Fitness

Yoga Patio

5. Indoor Fitness

Yoga Room

6. Gamer Lounge

Golf Simulator

7. Vault Lounge

Billiards, Bar & Seating Area

8. Upper Vault

2nd Level Bar & Seating Area

9. Pet Spa

Wash & Grooming Station

10. Dog Run

Artificial Grass Area

11. Media Lounge

Thatre Room

